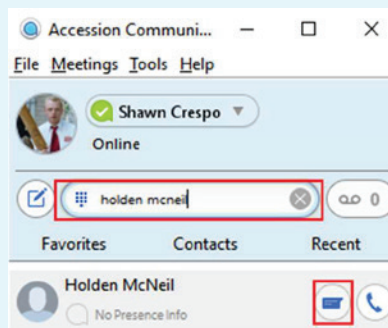


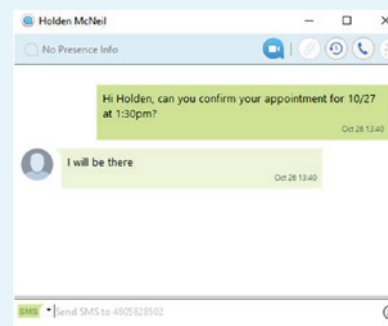
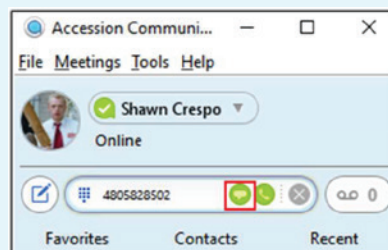
Business SMS User Guide

- To send a Business SMS (short message service) text, use your **Search Bar** to search for an existing contact by number, or phone number, then click the **Chat** icon.



OR—

- To send a text message to a phone number that is not in your Contacts list, type the 10-digit **Phone Number** and click the **Conversation** icon.
- Type your text message into your **Chat** box, hit **Send** and wait for the reply.



- If your contact has **Accession Communicator**, and you have a mobile phone number assigned to the contact, you can freely switch between sending an IM and an SMS in the same chat window. This means you can see chat history between IM and SMS devices. IMs will be highlighted in **blue**, and Business SMS will be highlighted in **green**.

